



SYNTHESIS<sup>®</sup>  
by HARMAN





***JBL 4349***


**Luxury Audio**

Netto Prisliste SE 2020 5sep.

Bülow  
steensen

# Surround Pre Amplifier / Processor

Model	Product Description	Part #		Detailpris SEK
<b>SDP-75</b>  <p>The SDP-75 is built under licence by Trinnov Audio for Harman.</p>	<p>32, 24 or 16 Channel Digital Audio Processor Dolby ATMOS, DTS:X, Auro3D</p> <p>Universal Spatial-Accurate 3D Audio playback 118 Digital and Analog Inputs and 80 audio Outputs 8x HDMI Input, 2x HDMI Outputs / Built-in WiFi &amp; UPnP/DLNA Compliant Digital Media Renderer</p> <ul style="list-style-type: none"> <li>• 8x 3D Ready HDMI 1.4b compliant</li> <li>• 3x RCA stereo</li> <li>• 1x 16 AES channels on DB25</li> <li>• 2x XLR stereo</li> <li>• 4x S/PDIF coaxial on RCA</li> <li>• 1x RCA 7.1</li> <li>• 4x S/PDIF optical on TosLink</li> <li>• 1x 3D Microphone Input</li> <li>• 2x AES/EBU on XLR</li> </ul> <p>OUT UP TO 32 SIMULTANEOUS OUTPUTS</p> <ul style="list-style-type: none"> <li>• 2x HDMI outputs</li> <li>• 32x Balanced on 4x DB25</li> <li>• 16x AES channels on DB25</li> <li>• 16x Balanced on 16x XLR</li> <li>• 1x AES/EBU on XLR</li> <li>• 1x RCA stereo</li> <li>• 1x S/PDIF coaxial + 1x S/PDIF optical</li> <li>• 1 AML extension link</li> </ul>	SDP75-32  SDP75-24  SDP75-16		415.900,-  379.900,-  313.900,-
<b>SDP-65</b>  <p>The SDP-65 is built under licence by Trinnov Audio for Harman.</p>	<ul style="list-style-type: none"> <li>• Up to 16-channels of Digital Audio Processing</li> <li>• Native support for all major 3D audio formats - Dolby Atmos, DTS:X, and Auro-3D</li> <li>• Superior multi-subwoofer management and active crossovers calibration</li> <li>• Configurable for up to 118 digital and analog inputs and up to 80 audio outputs</li> <li>• 8x HDMI Inputs, 2x HDMI Outputs</li> <li>• Built-in Wi-Fi &amp; UPnP/DLNA Compliant Digital Media Renderer</li> <li>• Wide choice of Remote Options</li> </ul>	JBLSDP65EU  ETA .Q4		189.900,-



<p><b>SDP-55</b></p> 	<ul style="list-style-type: none"> <li>• Immersive High Resolution Sound: 16 Channels of discrete high resolution processing with 4 user configurable channels enable a plethora of set up options for Dolby Atmos, DTS:X3D, Auro 3D Immersive Surround Sound Applications.</li> <li>• Dante Network Audio: All 16 channels of processed audio, plus Zone 2 can be routed on a single CAT5e, CAT6 cable over a standard network. Dante is easy to set up and compatible with Dante enabled JBL Synthesis amplifiers.</li> <li>• IMAX Enhanced: IMAX Enhanced-certified AV receiver and features DTS:X immersive audio decoding that is optimized to properly reproduce the full dynamic range of IMAX theatrical sound mixes available in IMAX Enhanced content.</li> <li>• Network and Bluetooth Streaming: Control your favorite content over Ethernet or Wi-Fi, via Chromecast built-in, Apple AirPlay 2, Roon, the Harman Luxury MusicLife app, play directly from a USB flash drive, or stream via Bluetooth with aptX HD.</li> <li>• Balanced XLR Outputs: A transformerless balanced output of 2V RMS (max.10 V RMS) ensures ample gain and common mode noise rejection.</li> <li>• Cinematic Video Experience: Dolby Vision, HDR10+, HDMI2.0a with HDCP2.2, 4K "Ultra HD" as well as 3D video capabilities are built-in.</li> <li>• Designed for the Integrator: With an available rack mount kit, Dante, eARC and in internal Java-based configuration page, Dirac Live, IP, IR RS232 and iOS and Android App control the install, set up, and calibration has never been easier.</li> <li>• Logic 16: Logic 16 will up-mix any input source from mono up to 15.1, including all Dolby formats with natural astonishing 3D sound. In addition Dolby, DTS Neural:X, and Auro 3D upmixers are on board</li> </ul>	<p>JBLSDP55EU</p>		<p>69.900,-</p>
--	--	-------------------	--	-----------------

## Surround A/V Receivers

Model	Product Description	Part #		Detailpris SEK
<b>SDR35</b> 	<ul style="list-style-type: none"> <li>• Immersive High Resolution Sound: 16 Channels of discrete high resolution processing with 4 user configurable channels enable a plethora of set up options for Dolby Atmos, DTS:X3D, Auro 3D Immersive Surround Sound Applications.</li> <li>• Dante Network Audio: All 16 channels of processed audio, plus Zone 2 can be routed on a single CAT5e, CAT6 cable over a standard network. Dante is easy to set up and compatible with Dante enabled JBL Synthesis amplifiers.</li> <li>• IMAX Enhanced: IMAX Enhanced-certified AV receiver and features DTS:X immersive audio decoding that is optimized to properly reproduce the full dynamic range of IMAX theatrical sound mixes available in IMAX Enhanced content.</li> <li>• Network and Bluetooth Streaming: Control your favorite content over Ethernet or Wi-Fi, via Chromecast built-in, Apple AirPlay 2, Roon, the Harman Luxury MusicLife app, play directly from a USB flash drive, or stream via Bluetooth with aptX HD.</li> <li>• Class G Amplification: Like a hybrid car engine, Class G implements multiple power supplies. The first power supply runs in pure Class A, which has no crossover distortion. If a dynamic signal is received that goes beyond the threshold of this first power supply, the secondary supply is gradually incorporated as required.</li> <li>• Cinematic Video Experience: Dolby Vision, HDR10+, HDMI2.0a with HDCP2.2, 4K "Ultra HD" as well as 3D video capabilities are built-in.</li> <li>• Designed for the Integrator: With an available rack mount kit, Dante, eARC and in internal Java-based configuration page, Dirac Live, IP, IR RS232 and iOS and Android App control the install, set up, and calibration has never been easier.</li> <li>• Logic 16: Logic 16 will up-mix any input source from mono up to 15.1, including all Dolby formats with natural astonishing 3D sound. In addition Dolby, DTS Neural:X, and Auro 3D upmixers are on board</li> </ul>	JBLSDR35EU		85.900,-


## Power Amplifiers

Model	Product Description	Part #		Detailpris SEK
<b>JBL MA4-D</b> 	4 x 750-Watt / 2 x 2600-Watt Power Amplifier • Dante and Analog Inputs • Low Noise fan cooled, can be flat stacked in any rack • Stable to 2 Ohms minimum • Dimensions (H x W x D): 3.5" x 19" x 17.25" (8.9 cm x 48.4 cm x 43.2 cm) • Weight: 23.15lb (10.5kg) • Black finish	MA4-D		39.500,-
<b>JBL SA4-D</b> 	4 x 350-Watt / 2 x 1300-Watt Power Amplifier • Dante and Analog Inputs • Low Noise fan cooled, can be flat stacked in any rack • Stable to 2 Ohms minimum • Dimensions (H x W x D): 3.5" x 19" x 17.25" (8.9 cm x 48.4 cm x 43.2 cm) • Weight: 23.15lb (10.5kg) • Black finish	SA4-D		27.500,-
<b>SDA7120</b> 	Class G Seven Channel Amplifier With Dante • Dynamic Class G amplification • Dante™ audio networking • 100 watts @8 Ohms with seven channels driven • Balanced and single ended inputs • Trigger in and out • Ethernet, RS232 control	JBLSDA7120EU		49.900,-
<b>SDA2200</b> 	• Class G Two Channel Amplifier With Dante • Dynamic Class G amplification • Dante™ audio networking • 200 watts @8 Ohms 1100 watts bridged @ 4 Ohms • Balanced and single ended inputs • Trigger in and out • Ethernet, RS232 control	JBLSDA2200EU		41.900,-
<b>DD-8</b> 	• 8 x 125-Watt Power Amplifier • Dimensions (H x W x D): 2.1" [w/ feet] / 1.7" [w/out feet] x 17.3" x 14.9" (5.4 cm [w/ feet] / 4.5 cm [w/out feet] x 43.8 cm x 37.8 cm) • Weight: 4.2 kg • Shipping weight: 6.6 kg	DD8A-BLK-U-EU		23.995,-

<p>DD-8+</p> 	<ul style="list-style-type: none"> <li>• 8 x 125-Watt Power Amplifier</li> <li>• Integrated preamp with DSP, ADC and DAC features</li> <li>• Matrix switching of analog and digital inputs and busses</li> <li>• Tone and Level controls, 10-band PEQ, HPF/LPF filters</li> <li>• Dimensions (H x W x D): 2.1" [w/ feet] / 1.7" [w/out feet] x 17.3" x 14.9" (5.4 cm [w/ feet] / 4.5 cm [w/out feet] x 43.8 cm x 37.8 cm)</li> <li>• Weight: 4.2 kg</li> <li>• Shipping weight: 6.6 kg</li> </ul>	LEXDD8PLEU		34.995,-
<p>REVEL SA1000</p> 	<p>Subwoofer Amplifier (SSW-4)</p> <ul style="list-style-type: none"> <li>• User-adjustable Single-band PEQ - Room Equalization</li> <li>• Short-circuit and over-current protection</li> <li>• Over-temperature compensation</li> <li>• Two dual-banana output connectors for easy connection</li> <li>• Rated output power (RMS) into the minimum impedance of 4 Ohms: 700 Watts (350W per subwoofer)</li> <li>• Peak power: 1500 Watts (750W per subwoofer)</li> <li>• Rated Impedance: 4 Ohms</li> <li>• Input sensitivity to 1W @ 50Hz: 16.3mVrms +/- 1dB (Single input driver)</li> <li>Gain = 41.7dB</li> <li>• Minimum AC Main power requirements: 100-120VAC-5060Hz</li> <li>Model 700W 5A 230VAC 50-60Hz Model: 700W, 3A</li> <li>• Dimensions: H x W x D: 3.5" x 17" x 1.04" (88.9mm x 431.8mm x 280.3mm)</li> <li>• Weight: 14 lb (6.35kg)</li> <li>• Packaged dimensions (H x W x D): 16.3" x 7.5" x 21.5" (413 x 190 x 546mm)</li> <li>• Packaged weight: 18 lb (8.2 kg)</li> </ul>	REVSA1000		14.995,-



## Floor Standing ref. Loudspeakers

Model	Product Description	Part #		Detailpris SEK
Project Everest DD67000  	3-Way Floorstanding Loudspeaker <ul style="list-style-type: none"> <li>• Two 15" (38.1 cm) woofers</li> <li>• 4" (10.2 cm) pure-Beryllium diaphragm for crystal-clear highs</li> <li>• 1" (2.5 cm), pure-Beryllium diaphragm for extreme highs</li> <li>• Self-charged crossover network; provides more transparent and detailed voicing with lower distortion (Class A operation)</li> <li>• Frequency response 29Hz – 60kHz (half space); 45Hz – 60kHz (anechoic)</li> <li>• Recommended amplifier power: 500 watts</li> <li>• Sensitivity: 96dB (2.83V @ 1m)</li> <li>• Nominal impedance 8 Ohms; 5 Ohms @ 80Hz; 3 Ohms @ 40kHz</li> <li>• Dimensions (H x W x D): 43.7" x 38" x 18.5" (110.9 cm x 96.5 cm x 47 cm)</li> <li>• Weight: 313 lb (142.1 kg) / Shipping weight: 383 lb (173.9 kg)</li> <li>• Rosewood (RW) finish with textured carbon fiber baffle</li> </ul>	DD67000RW (Rosewood)  Custom Paint is also an option, price upon request.		459.900 pr.stk
Project K2 S9900  	3-Way Floorstanding Loudspeaker <ul style="list-style-type: none"> <li>• 15" (38.1 cm) woofer</li> <li>• 4" (10.2 cm) Magnesium high-frequency compression driver with Bi-Radial® horn</li> <li>• 1" (2.5 cm) Beryllium ultrahigh-frequency compression driver with Bi-Radial® horn</li> <li>• Frequency response 48Hz – 50 kHz</li> <li>• Low frequency extension 33Hz</li> <li>• Recommended amplifier power: 500 Watts</li> <li>• Sensitivity: 93dB (2.83V @ 1m)</li> <li>• Nominal Impedance 8 Ohms, 7 Ohms minimum at 100Hz, 4 Ohms minimum at 40 kHz</li> <li>• Dimensions (H x W x D): 47.3" x 22" x 13.8" (120.1 cm x 55.9 cm x 35 cm)</li> <li>• Weight: 182 lb (82.7 kg) / Shipping weight: 192 lb (87.2 kg)</li> <li>• Wood grain or black zebra wood (ZW) finish</li> </ul>	NK2S9900 (Wood grain)  NK2S9900ZW (Zebra Wood)  Custom Paint is also an option, price upon request.		269.900 pr.stk
S4700  	3-Way Floorstanding Loudspeaker <ul style="list-style-type: none"> <li>• 380mm (15") pure pulp cone with treated cloth edge and Differential Drive® (U.S. patent no. 5,748,760 and other patents pending) Neodymium motor assembly</li> <li>• 1.8" (4.6 cm) Aqua-Plas-coated Titanium diaphragm high frequency compression driver with Bi-Radial® horn</li> <li>• 0.75" (1.9 cm) Titanium diaphragm ultrahigh frequency compression driver with Bi-Radial® horn</li> <li>• Maximum recommended amp. power: 300 W</li> <li>• Frequency response: 38Hz – 40kHz (–6dB)</li> <li>• Nominal impedance: 6 Ohms</li> <li>• Sensitivity: 94dB (2.83V/1m)</li> <li>• Dimensions (H x W x D): 42.1" x 19.7" x 14.6" (106.8 cm x 50.0 cm x 37.1 cm)</li> <li>• Weight: 120 lb (54.5 kg)</li> <li>• Cherry wood or black gloss finish</li> </ul> <b>Special order ask for lead time</b>	S4700  S4700BG		85.500,- pr.stk  92.900,- pr.stk

<p>S3900</p> 	<p>3-Way Floorstanding Loudspeaker</p> <ul style="list-style-type: none"> <li>• Two 10" (25 cm) pure-pulp cones with Ferrite motor assemblies</li> <li>• 1.8" (4.6 cm) compression driver with an Aquaplas-treated pure-Titanium diaphragm and Neodymium motor assembly on a SonoGlass® Bi-Radial horn</li> <li>• .75" (1.9 cm) compression driver with a pure Titanium diaphragm and Neodymium motor assembly on a SonoGlass Bi-Radial horn</li> <li>• Maximum recommended amp. power: 250 W</li> <li>• Frequency response: 33Hz – 40kHz (–6dB)</li> <li>• Nominal impedance: 6 Ohms</li> <li>• Sensitivity: 92dB (2.83V/1m)</li> <li>• Dimensions (H x W x D): 39.4" x 14.6" x 14.5" (100.1 cm x 37 cm x 36.8 cm)</li> <li>• Weight: 86 lb (39 kg)</li> <li>• Cherry wood and black gloss finish</li> </ul> <p><b>Special order ask for lead time</b></p>	<p>S3900</p> <p>S3900BG</p>		<p>60.900,- pr.stk</p> <p>68.500,- pr.stk</p>
--	---	-----------------------------	--	---



## HDI Series Loudspeakers

Model	Product Description	Part #		Detailpris SEK
<p>JBLHDI1600</p> 	<p>This bookshelf loudspeaker features a 2-way design with patented High-Definition Imaging (HDI™) waveguide technology, the patented 2410H-2 1-inch (25mm) compression driver, and a 6.5-inch (165mm) Advanced Aluminum Matrix cone woofer for powerful dynamics and incredibly accurate sound reproduction. The HDI-1600 enclosure is heavily braced to provide a solid acoustic foundation, and incorporates a bass reflex design with dual rear-firing, computer-optimized flared ports. The sophisticated curved cabinet features a modern design finished in a choice of automotive-grade painted High Gloss Black, or furniture-grade satin Walnut or Gray Oak wood veneers. A black cloth, magnetically attached grille completes the luxurious appearance.</p>	<p>JBLHDI1600BLQ JBLHDI1600GRO JBLHDI1600WAL</p>		<p>9.995 pr.stk</p>
<p>JBLHDIFSBLK</p> 	<p>Stand for HDI1600 - Black</p>	<p>JBLHDIFSBLK</p>		<p>5.695,- <b>pr. <u>pair</u></b></p>



<b>JBLHDI3600</b>  	<p>2 ½-way design with patented High-Definition Imaging (HDI™) waveguide technology, the patented 2410H-2 1-inch (25mm) compression driver, and triple 6.5-inch (165mm) Advanced Aluminum Matrix cone woofers for powerful dynamics and incredibly accurate sound reproduction. The HDI-3600 enclosure is heavily braced to provide a solid acoustic foundation, and incorporates a bass reflex design with dual rear-firing, computer-optimized flared ports. The sophisticated curved cabinet features a modern design finished in a choice of automotive-grade painted High Gloss Black, or furniture-grade satin Walnut or Gray Oak wood veneers. A black cloth, magnetically attached grille completes the elegant appearance.</p>	JBLHDI3600BLQ JBLHDI3600GRO JBLHDI3600WAL		20.995,- pr.stk
<b>JBLHDI3800</b>  	<p>2 ½-way design with patented High-Definition Imaging (HDI™) waveguide technology, the patented 2410H-2 1-inch (25mm) compression driver, and triple 8-inch (200mm) Advanced Aluminum Matrix cone woofers for powerful dynamics and incredibly accurate sound reproduction. The HDI-3800 enclosure is heavily braced to provide a solid acoustic foundation, and incorporates a bass reflex design with dual rear-firing, computer-optimized flared ports. The sophisticated curved cabinet features a modern design finished in a choice of automotive-grade painted High Gloss Black, or furniture-grade satin Walnut or Gray Oak wood veneers. A black cloth, magnetically attached grille completes the elegant appearance.</p>	JBLHDI3800BLQ JBLHDI3800GRO JBLHDI3800WAL		26.995,- pr.stk
<b>JBLHDI4500</b>  	<p>This center channel loudspeaker features a 2 ½-way design with patented High-Definition Imaging (HDI™) waveguide technology, the patented 2410H-2 1-inch (25mm) compression driver, and quadruple 5.25-inch (130mm) Advanced Aluminum Matrix cone woofers for powerful dynamics and incredibly accurate sound reproduction. The HDI-4500 enclosure is heavily braced to provide a solid acoustic foundation, and incorporates a bass reflex design with dual rear-firing, computer-optimized flared ports. The sophisticated curved cabinet features a modern design finished in a choice of automotive-grade painted High Gloss Black, or furniture-grade satin Walnut or Gray Oak wood veneers. A black cloth, magnetically attached grille completes the elegant appearance.</p>	JBLHDI4500BLQ JBLHDI4500GRO JBLHDI4500WAL		19.995,- pr.stk
<b>JBLHDI1200P</b>  	<p>This powered subwoofer features a 12-inch (300mm) Poly-plas™ cone woofer driven by a 1,000 Watt amplifier for powerful dynamics and incredibly accurate sound reproduction. The HDI-1200P enclosure is heavily braced to provide a solid acoustic foundation, and incorporates a bass reflex design with dual down-firing, computer-optimized flared ports. The sophisticated curved cabinet features a modern design finished in a choice of automotive-grade painted High Gloss Black, or furniture-grade satin Walnut or Gray Oak wood veneers. A black cloth, magnetically attached grille completes the elegant appearance.</p>	JBLHDI1200PBLQEU JBLHDI1200PGROEU JBLHDI1200PWALEU		27.995,- pr.stk

## JBL Retro Monitor look models.

Model	Product Description	Part #		Detailpris SEK
4367	 <p>Ultra High Performance Compression Driver Monitor Loudspeaker</p> <ul style="list-style-type: none"> <li>• Low frequency transducer: 15" (380mm) 2216Nd-1 Differential Drive® woofer</li> <li>• Mid/High frequency transducer: 3" (75mm) D2430K dual compression with High-Definition Imaging (HDI™) waveguide horn</li> <li>• Maximum recommended amp. power: 300 watts RMS</li> <li>• Frequency response (-6dB): 30Hz – 40kHz</li> <li>• Nominal impedance: 6 Ohm</li> <li>• Sensitivity (2.83V@1m): 94dB</li> <li>• Inputs: Dual Gold-plated Five-way Binding Posts</li> <li>• Dimensions (H x W x D): 941mm x 560mm x 425mm</li> <li>• Weight: 135 lb (61.2kg)</li> <li>• Available in Walnut and Black Walnut wood grain veneer finishes</li> </ul> <p><b>Special order in WX ask for lead time</b></p>	4367BK (Black)  4367WX (Walnut)		85.500,- pr.stk
4349	 <p>Ultra High Performance Compression Driver Monitor Loudspeaker</p> <ul style="list-style-type: none"> <li>• Low frequency transducer: 12" (300mm) Pure Pulp cone woofer (JW300PG-8)</li> <li>• Mid/High frequency transducer: D2415K, Dual 1.5-inch/37.9mm annular ring, dual compression with High-Definition Imaging (HDI™) waveguide horn</li> <li>• Maximum recommended amp. power: 200 watts RMS</li> <li>• Frequency response (-6dB): 32Hz – 25kHz</li> <li>• Nominal impedance: 8 Ohm</li> <li>• Sensitivity (2.83V@1m): 91dB</li> <li>• Inputs: Dual Gold-plated Five-way Binding Posts</li> <li>• Dimensions (H x W x D): 736mm x 444mm x 317mm</li> <li>• Weight: 83 lb (37.7kg)</li> <li>• Available in Walnut and Black Walnut wood grain veneer finishes</li> </ul>	4349BK (Black)  4349WX (Walnut)		42.900,- pr.stk
L100 Classic	 <p>The 1970 legendary JBL L100 is renewed. Retro design with iconic JBL styling and vintage Quadrex foam grille in a choice of black or orange</p> <ul style="list-style-type: none"> <li>• 12-inch (300 mm) white cone, pure pulp woofer with cast frame</li> <li>• 5-inch (125mm) pure-pulp cone midrange</li> <li>• 1-inch (25mm) titanium dome tweeter</li> <li>• High-frequency and mid-frequency L-pad attenuator</li> <li>• Nominal Impedance: 6 Ohm</li> <li>• Bass-reflex Enclosure with Front-firing Ports</li> <li>• Binding-post Speakers Terminals</li> <li>• Dimensions (H x W x D): na</li> <li>• Weight: na</li> <li>• Walnut veneer w. black, blue, orange foam grill</li> </ul>	JBLL100CLASSICBLK (Black)  JBLL100CLASSICORG (Orange)  JBLL100CLASSICBLU (Blue)		24.995,- pr. stk.
JS120 - L100 Classic Stand	Metal floor stands for the new JBL L100 Classic • Can also be used for 4312SE	JBLJS120BLKAM		4.695 pr. <u>pair</u>
Foam Grilles - L100 Classic	<p><b>Does not fit the old versions of JBL L100</b></p>	JBLL100GLBLK JBLL100GLORG JBLL100GLBLU		4.395 pr. <u>pair</u> .

<p>4312G</p>  <p>Packed and sold in pairs</p>	<p>12", 3-way Studio Monitor</p> <ul style="list-style-type: none"> <li>• Low-frequency transducer: 300mm pure-pulp cone woofer (JW300SW-8)</li> <li>• Mid-frequency transducer: 125mm pure pulp cone (JM125PC-8)</li> <li>• High-frequency transducer: 25mm Magnesium-Aluminum alloy dome (054ALMg-1)</li> <li>• Recommended amplifier power: 10-200 watts RMS</li> <li>• Frequency response: 44Hz – 40kHz (–6dB)</li> <li>• Nominal impedance: 6 ohms • Sensitivity: 90dB (2.83V/1m)</li> <li>• Crossover frequencies: 640Hz, 5kHz</li> <li>• Controls: Attenuators for MF and HF drivers</li> <li>• Enclosure type: Bass-reflex via front-firing port</li> <li>• Finish: Black woodgrain</li> <li>• Grille color: Black</li> <li>• Dimensions (H x W x D): 597mm x 362mm x 305mm (23-1/2" x 14-1/4" x 12") • Weight: 23.8kg (52.4 lb) / Packaged weight: 130 lb (58.8 kg)</li> </ul>	JBL4312GBLK		29.995,- <u>pr. pair</u>
<p>L82 Classic</p>  <p>Packed and sold in pairs</p> 	<ul style="list-style-type: none"> <li>• Retro design with iconic JBL styling and vintage Quadrex foam grille in a choice of three colors: Black, Blue or Orange</li> <li>• Genuine satin walnut wood veneer enclosure with black front and rear panels</li> <li>• 8 inch white cone, pure pulp woofer with cast frame</li> <li>• 1 inch titanium dome tweeter with waveguide</li> <li>• Bass-reflex design with front-firing port</li> <li>• High-frequency L-pad Attenuator</li> <li>• Mirrored pairs</li> </ul>	JBL L82 CLASSIC BLK JBL L82 CLASSIC ORG JBL L82 CLASSIC BKG		24.995,- <u>pr. pair</u>
JS-80 Stands	Stands designed for the L82 Classic.	JBL JS80 STAND BLK		2.695,- <u>pr. pair</u>


## Synthesis Series In-Wall Loudspeakers

Model	System Description	Part #		Detailpris SEK
SCL-2 	2½-Way In-Wall LCR/Surround Loudspeaker <ul style="list-style-type: none"> <li>• Low Frequency Transducer: Dual 8" (200mm) cast-frame, advanced aluminum matrix cone woofers</li> <li>• Mid Frequency Transducer: 8" (200mm) cast-frame, advanced aluminum matrix cone woofers</li> <li>• High Frequency Transducer: Dual 1.5" (38mm) D2415K annular ring, Teonex® diaphragm compression driver</li> <li>• SonoGlass® compression molded baffle</li> <li>• Maximum Recommended Amplifier Power: tbc</li> <li>• Frequency Response (-6dB on-axis): tbc</li> <li>• Coverage area (-6dB @ 20 KHz): tbc</li> <li>• Sensitivity (2.83V@1m): tbc</li> <li>• Nominal Impedance: tbc</li> <li>• Enclosure type: Sealed In-Wall Mount with included back box</li> <li>• Zero-bezel, magnetically-attached grille</li> <li>• Dimensions (H x W x D): 40.25" x 13" x 5.98" (1022mm x 330mm x 152mm) Weight: 53 lb (24.04 kg)</li> </ul>	JBL SCL-2		72.900,- pr.stk
SCL-3 	2-Way In-Wall/In-Ceiling LCR/Surround Loudspeaker <ul style="list-style-type: none"> <li>• Low Frequency Transducer: Dual 5-¼" (130mm) cast-frame, advanced aluminum matrix cone woofers</li> <li>• Mid/High Frequency Transducer: D2-derived 1" (25mm) 2409H annular ring, Teonex® diaphragm compression driver</li> <li>• Maximum Recommended Amp. Power: 200 watts RMS</li> <li>• Frequency Response (-6dB on-axis): 65 Hz – 33KHz</li> <li>• Coverage area (-6dB @ 20 KHz): 90 x 60 deg, (-6dB @ 10 KHz): 110 x 90 deg (Hor. x Vert.)</li> <li>• Sensitivity (2.83V@1m): 91dB</li> <li>• Nominal Impedance: 6 Ohm</li> <li>• Enclosure type: Sealed In-Wall Mount with included back box</li> <li>• Zero-bezel, magnetically-attached grille</li> <li>• Dimensions (H x W x D): 16.5" x 16.5" x 3.8" (418mm x 418mm x 97mm)</li> <li>• Weight: 24.3 lb (11.02 kg)</li> </ul>	SCL-3		35.900,- pr.stk
Construction Bracket	Construction Bracket for SCL-3	SCL-3PCB		650,- pr.stk
SCL-4 	2-Way In-Wall/In-Ceiling LCR/Surround Loudspeaker <ul style="list-style-type: none"> <li>• Low Frequency Transducer: 7" (180mm) cast-frame, advanced aluminum matrix cone woofer</li> <li>• Mid/High Frequency Transducer: D2-derived 1" (25mm) 2409H annular ring, Teonex® diaphragm compression driver</li> <li>• Maximum Recommended Amp. Power: 200 watts RMS</li> <li>• Frequency Response (-6dB on-axis): 45 Hz – 33KHz</li> <li>• Coverage area (-6dB @ 20 KHz): 100 x 100 deg, (-6dB @ 10 KHz): 120 x 120 deg (Hor x Vert)</li> <li>• Sensitivity (2.83V@1m): 91dB</li> <li>• Nominal Impedance: 6 Ohm</li> <li>• Enclosure type: Sealed In-Wall Mount with included back box</li> <li>• Zero-bezel, magnetically-attached grille</li> <li>• Dimensions (H x W x D): 25" x 16.1" x 3.7" (636mm x 409mm x 93mm) Weight: 27.6 lb (12.51 kg)</li> </ul>	SCL-4		35.900,- pr.stk
Construction Bracket	Construction Bracket for SCL-4	S4PCB		650,- pr.stk




## JBL Synthesis - Custom Installation Subwoofers


Model	System Description	Part #		Detailpris SEK
SSW-2 	Dual 12" Passive Subwoofer <ul style="list-style-type: none"> <li>• Maximum Recommended Amplifier Power: 1,200 watts RMS per channel</li> <li>• Single input, dual-driver configuration</li> <li>• Can be oriented vertically or horizontally</li> <li>• Frequency Response: 20Hz – 400Hz</li> <li>• Sensitivity (ground plane): 93dB (1 watt at 1 meter) @ 60Hz</li> <li>• Nominal impedance: 8 ohms</li> <li>• Dimensions (H x W x D): 33" x 19" x 15.3" (838.2mm x 482.6mm x 389.16mm)</li> <li>• Weight: 141lbs (64kg)</li> </ul>	SSW-2		43.900,- pr.stk
SSW-3 	In-wall Passive Subwoofer <ul style="list-style-type: none"> <li>• Two 10" (250mm) composite cone woofers</li> <li>• Designed for use with JBL Synthesis SDA amplifiers</li> <li>• Frequency Response 20Hz – 150Hz (-6dB)</li> <li>• Maximum Recommended Amplifier Power 600 Watts RMS</li> <li>• Impedance: 4 Ohms nominal</li> <li>• Sensitivity 88dB (2.83V/1m), both woofers driven</li> <li>• Mounting Cutout Size (H x W x D): 64" x 14" (393.7mm x 1676.4mm)</li> <li>• SSE-3BB Enclosure Dimensions (H x W x D): 64" x 14" x 5.1" (1626mm x 356mm x 130mm)</li> <li>• Weight: 81 lb (36.75 kg)</li> <li>• INCLUDES Back box - additional purchase not required</li> </ul>	SSW-3		28.900,- pr.stk
SSW-4 	High-performance In-wall Subwoofer <ul style="list-style-type: none"> <li>• Self-contained subwoofer module with integrated back-box allows for easy retrofit installations</li> <li>• Dual 8" polymer-coated Aluminum cone rubber-surround woofers</li> <li>• Mounting depth: 4" (102mm)</li> <li>• Weight: 28.4 lb (12.9kg)</li> <li>• Includes a square zero-bezel magnetic grille</li> <li>• Dimensions (H x W x D): 25.4" x 16.5" x 4" (645 mm x 419 mm x 102 mm)</li> <li>• Cutout dimensions (H x W): 23.5" x 14.5" (597 mm x 368 mm)</li> <li>• Nominal impedance: 8 Ohms</li> <li>• Recommended amplifier power range: 10 - 350 watts</li> <li>• Frequency range (-6dB): 36Hz – 150Hz</li> </ul>	JBLSSW4		12.900,- pr. stk.

## JBL Synthesis - Surround On-wall / On-Ceiling

Model	System Description	Part #		Detailpris SEK
LSR705i 	5" Master Reference Monitor <ul style="list-style-type: none"> <li>• Next Generation Driver Technology</li> <li>• Patent Pending Image Control Waveguide</li> <li>• Compact, Install Friendly Enclosures</li> <li>• Modular and scalable for number of channels and room size</li> <li>• Front ported enclosures, ideal for shelf, soffit and baffle wall installations</li> <li>• Max SPL (80 Hz - 20 kHz) &gt;101 dB SPL / 1m</li> <li>• Frequency Response 48Hz – 23kHz ( -1.5 dB)</li> <li>• Dimensions (H x W x D): 10.5 x 5.875 x 8.125 in (267 x 149 x 206 mm)</li> <li>• Weight: 9.0 lb (4.08 kg)</li> </ul>	LSR705i  10pcs in stock then end of life.		7.500,- pr.stk

## JBL Synthesis Conceal - Custom Installation Invisible Speakers - ETA Q3

Model	System Description	Part #		Detailpris SEK
C62 	6.5-inch (165mm) 2-element Invisible Loudspeaker <ul style="list-style-type: none"> <li>• Nominal Impedance: 8Ω</li> <li>• Power Handling: 100 Watts RMS</li> <li>• SPL (1w/1m): 83dB</li> <li>• Bandwidth: 45Hz–20kHz</li> <li>• Driver Technology: Direct-coupled Exciters (HF) and Acoustic Levered Cone Woofer (LF)</li> <li>• Panel Size: (H x W x D): 16" x 12" x 2.25" (406 x 305 x 57mm)</li> </ul> JBL C62 6.5-inch (165mm) 2-element Invisible Loudspeaker	C62 ETA Q3		7.295,- pr.stk
C83 	8-inch (200mm) 3-element Invisible Loudspeaker <ul style="list-style-type: none"> <li>• Nominal Impedance: 8Ω</li> <li>• Power Handling: 160 Watts RMS SPL (1w/1m): 83dB</li> <li>• Bandwidth: 40Hz–20kHz</li> <li>• Driver Technology: Direct-coupled Exciters (HF/MF) and Acoustic Levered Cone Woofer (LF)</li> <li>• Panel Size: (H x W x D): 16" x 22" x 2.5" (406 x 559 x 64mm)</li> </ul> JBL C83 8-inch (200mm) 3-element Invisible Loudspeaker	C83 ETA Q3		11.695,- pr.stk
C86 	2-Panel 6-element 3-way Full Range Invisible Loudspeaker <ul style="list-style-type: none"> <li>• Nominal Impedance: 8Ω</li> <li>• Power Handling: 200 Watts RMS SPL (1w/1m): 83dB</li> <li>• Bandwidth: 45Hz–20kHz</li> <li>• Driver Technology: Direct-coupled Exciters (HF/MF) and Acoustic Levered Cone Woofer (LF)</li> <li>• Panel Size HF (H x W x D): 16" x 12" x 2.75" (406 x 305 x 70mm)</li> <li>• Panel Size LF (H x W x D): 16" x 22" x 2.5" (406 x 559 x 64mm)</li> </ul> JBL C86 8-inch (200mm) 6-element Dual Panel Invisible Loudspeaker	C86 ETA Q3		23.395,- pr. stk.

<b>C82W</b> 	Dual 8-inch (200mm) Dual Panel Invisible Subwoofer System <ul style="list-style-type: none"> <li>• Nominal Impedance: 8Ω (per pair)</li> <li>• Power Handling: 100 Watts RMS</li> <li>• SPL (1w/1m): 86dB</li> <li>• Bandwidth: 20Hz–160Hz</li> <li>• Driver Technology: Acoustic Levered Cone Woofer</li> <li>• Panel Size HF (H x W x D): 16" x 30" x 2.5" (406 x 762 x 64mm)</li> </ul>	C82W <b>ETA Q3</b>		15.395,- pr. stk.
<b>C12PCB</b>		C12PCB		1.795,- pr. stk.
<b>C22PCB</b>		C22PCB		1.795,- pr. stk.
<b>C30PCB</b>		C30PCB		1.895,- pr. stk.
<b>C83 Demo Kit</b>		C83Demokit		22.995,- pr. stk.